



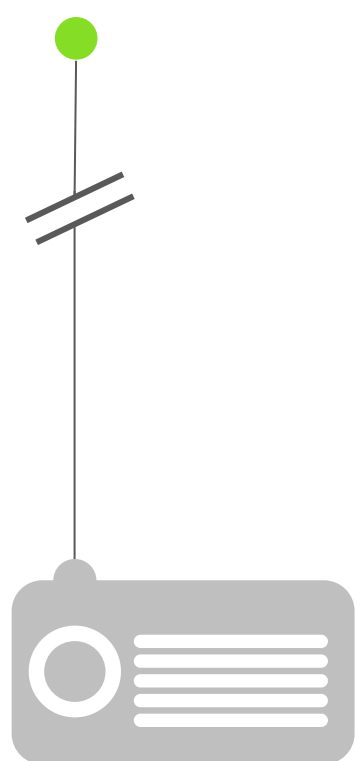
DAB DIGITAL RADIO

WORLDWIDE

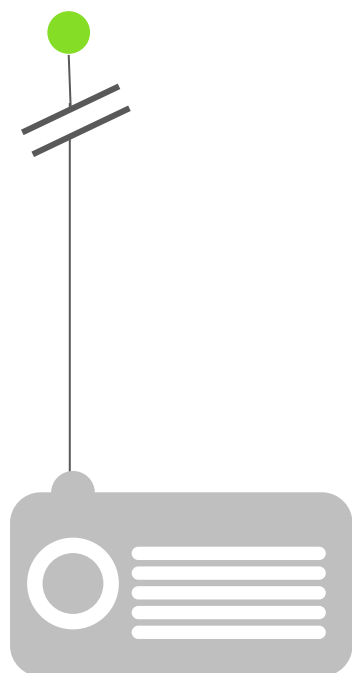
A lifestyle photograph of two men sitting at a wooden table in a bright, modern kitchen. The man on the left is wearing a plaid shirt and looking towards the man on the right. The man on the right is wearing a blue t-shirt and is smiling while pouring coffee from a small pot into a cup. On the table, there is a light blue portable DAB radio with a telescopic antenna, a bowl of raspberries, a bowl of avocado, and a glass of green juice. The background shows a window with a view of greenery. A green diagonal overlay is present in the bottom right corner, containing a faded image of a woman holding a mug and a small DAB radio.

Last updated March 2023

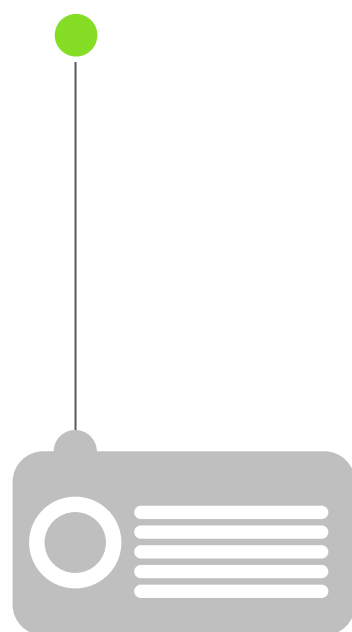
CUMULATIVE DAB / DAB+ RECEIVER SALES (INCLUDING LINE FIT AUTOMOTIVE) 2008 – 2021




United Kingdom
49,653,000¹



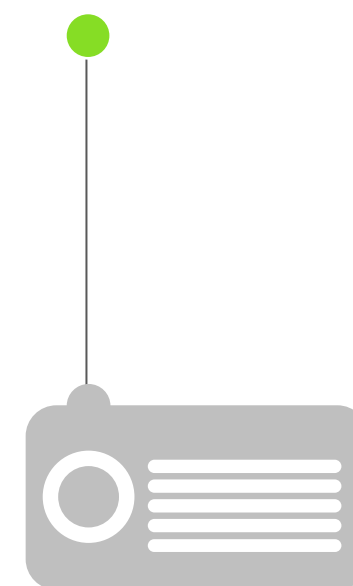
Germany
23,800,000²




Italy
9,138,000³



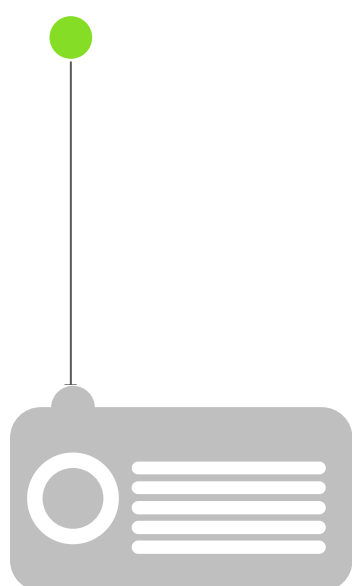
Norway
8,500,000¹




Australia
7,395,000⁴




France
6,390,000




Switzerland
5,988,000^{1,5}



Netherlands
3,250,000⁶



Belgium
2,158,000⁶



Denmark
1,683,000⁷

¹ including pre 2008 sales

² As of Q3 2022, including sales starting from 2013

³ Sales of consumer DAB+ radios almost tripled in the first half 2020 following the introduction of rules requiring all receivers to have DAB+ from 1st January 2020

⁴ including sales from 2009-2021

⁵ including cars: 2.224 Million

⁶ contains only DAB+ sales starting from 2013

⁷ including sales starting from 2011

% NEW CARS WITH DAB / DAB+



Italy
100%



Norway
100%



Belgium
99%



France
99%



Switzerland
99%



Denmark
98%



Netherlands
98%



United Kingdom
98%



Poland
97%



Spain
97%



Austria
96%



Czech Republic
96%




Germany
95%



Portugal
95%



Sweden
95%



Australia
79%

TOTAL DAB / DAB+ NETWORK COVERAGE (% OF POPULATION) 2013 VS 2022

2013 2022



Denmark
98% 99.9%



Norway
89% 99.7%



Switzerland
99.5% 99.5%



Germany
91% 98%



United Kingdom
94% 97.3%



Belgium
95% 97%




Netherlands
DATA NOT AVAILABLE >95%



Italy
65% 86%



Australia
63% 66%




France
8% 42%


DAB / DAB+

1ST LEVEL % ROAD COVERAGE *


Switzerland⁸
1,450 km
99%




Denmark
1,300 km
99%



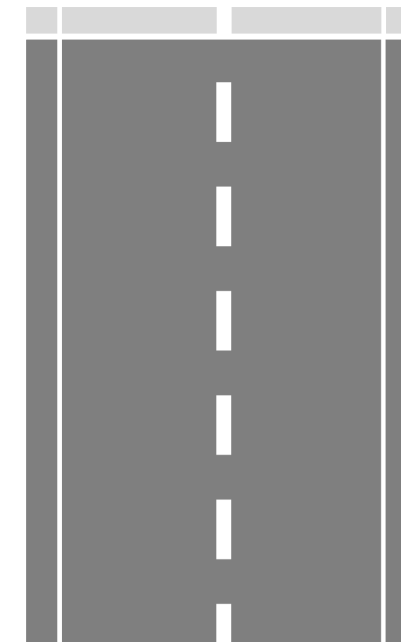
Germany⁹
12,700 km
98%




Norway
7,500 km
97%




Netherlands
4,800 km
95%



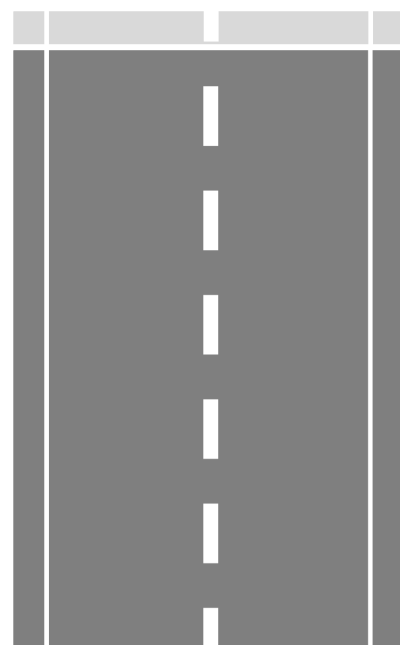
Belgium¹⁰
1,675 km
95%




Italy¹¹
6,500 km
95%



Australia¹²
6,500 km
94%



United Kingdom¹³
46,000 km
87%



* KM first level road coverage (motorways, autobahns, autostrade, autostradas, autoroutes).

However most countries also have equivalent coverage on second level routes.

8 Since end 2019 all 1st level tunnels longer than 300m are fitted with DAB+

9 National muxes only, regional muxes provide further coverage

10 Road coverage of DAB+ area covered Flanders and Wallonia

11 National and local muxes, no data on 2nd level routes

12 Road coverage of DAB+ markets only, covered in 8 capital cities & 1 regional area.

13 BBC National

DAB / DAB+ HOUSEHOLD RECEIVER PENETRATION



¹⁴ 71% of Norwegians have one or more DAB radios in their home. 75% of Norwegians have access to DAB in their car

¹⁵ Refers to % of people who have access to a DAB+ digital radio at home, at work or in the car in the five metropolitan capital cities, as of Q4 2022

¹⁶ As of Q3 2022, including sales starting from 2013

¹⁷ As of Q4 2021, base = population 12+

¹⁸ 2021, 14% of individuals have access to a DAB+ home receiver

NUMBER OF NATIONAL STATIONS ON FM VS DAB / DAB+

● FM ● DAB



Norway¹⁹
0 32



Switzerland^{20, 21}
53 * 90 **



Belgium²⁰
27 60




United Kingdom
8²² 56



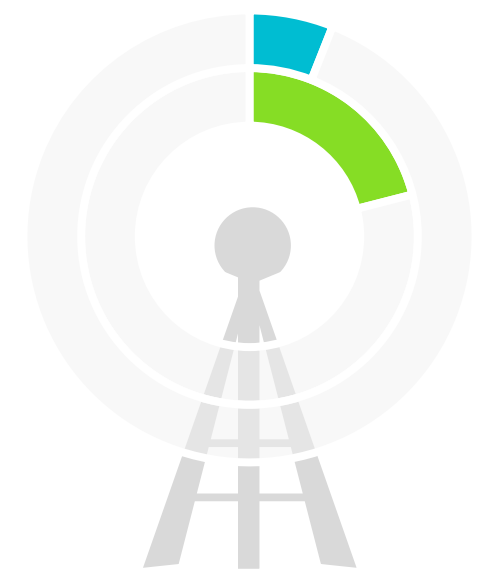
Italy
21 54



Netherlands
13 29



Germany²³
2 29



Denmark
6 21

¹⁹ FM before 2017 had 5 national stations

²² includes two AM services

²⁰ No national stations; all stations dedicated to a language region or a region

²³ up to 300 regional DAB+ programmes available

²¹ no FM only stations

* simulcast DAB+ stations
** exclusive DAB+ stations

DIGITAL RADIO REACH ALL PLATFORMS

the % of people who listen to digital radio in a given time period

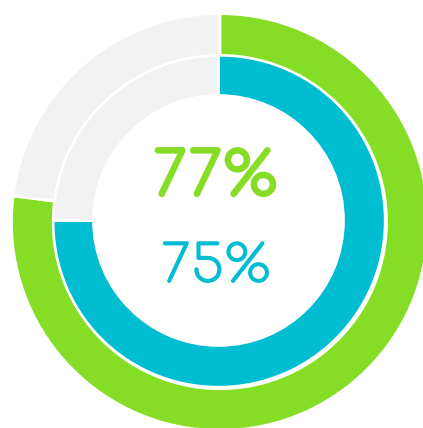
Norway²⁴

● Q4 2019 ● Q4 2020



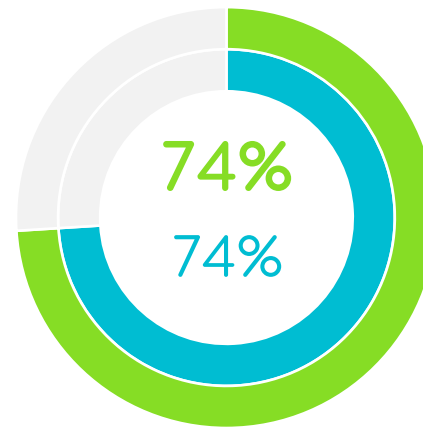
Switzerland

● Q4 2021 ● Q4 2022



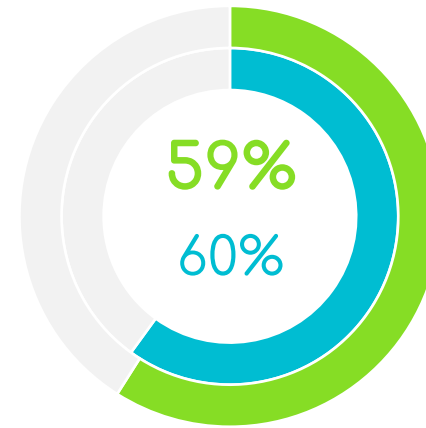
United Kingdom²⁵

● Q3 2021 ● Q4 2022



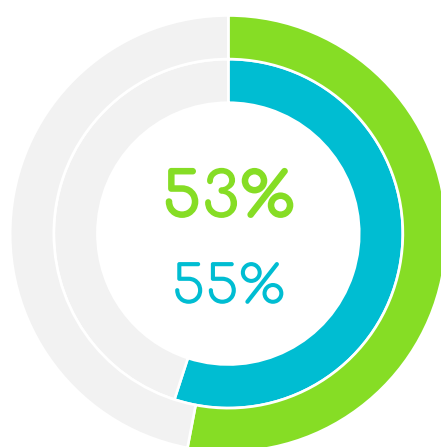
Denmark²⁶

● Q2 2021 ● Q2 2022



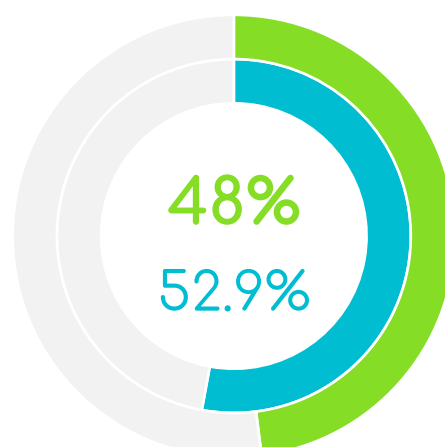
Belgium

● Q4 2020 ● Q4 2021



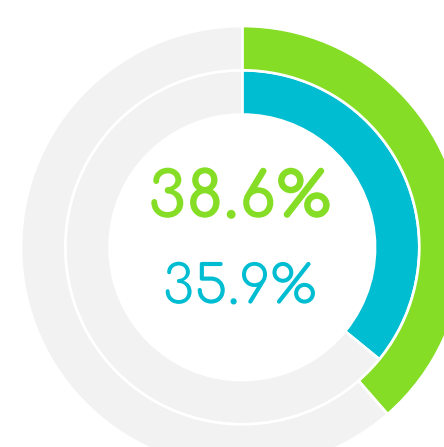
Netherlands²⁷

● H1 2021 ● H1 2022



Australia²⁸

● Q4 2021 ● Q4 2022



24

No FM distribution of national stations. For total listening, including local radio, reach among daily listeners is 97% digital and 3% FM only (local radio listening). Reach among daily listeners of national radio is 100%.

25

UK RAJAR listening figures from Q3 2021 have been calculated using a modified survey methodology and this should be considered when making comparisons against historical data.

26

Not all stations in Denmark have their platforms (DAB, IP, FM, Cable) measured.

27

Weekly % of all listeners listening via a digital source (DAB+, online and digital cable)

28

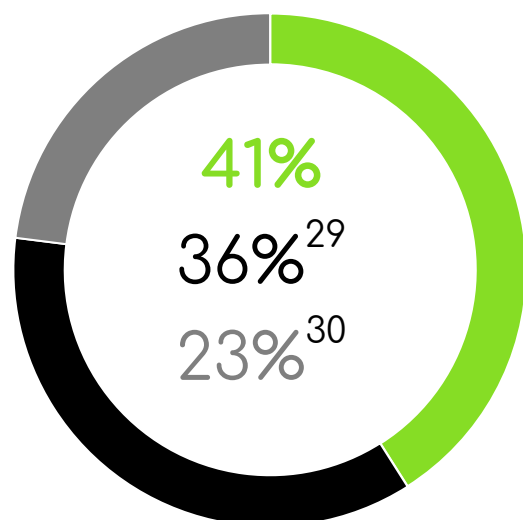
Simulcast station listening via DAB+ and DAB+ only station listening via any platform

DAB / DAB+ SHARE

Total listening hours by platform, % share

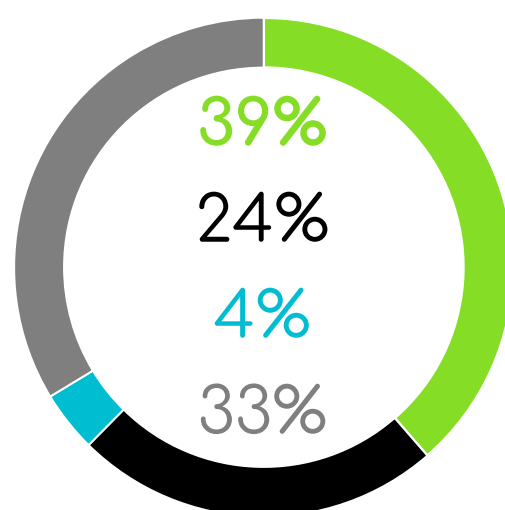
Switzerland

Q4 2022



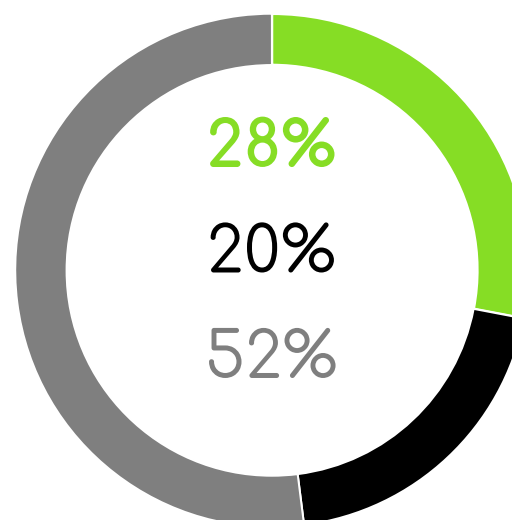
United Kingdom

Q4 2022



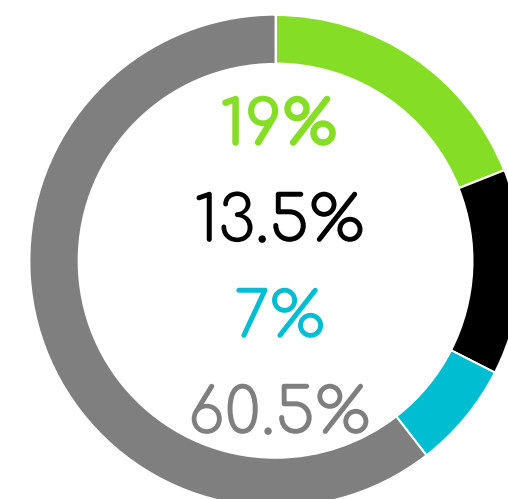
Denmark

Q2 2022



Belgium

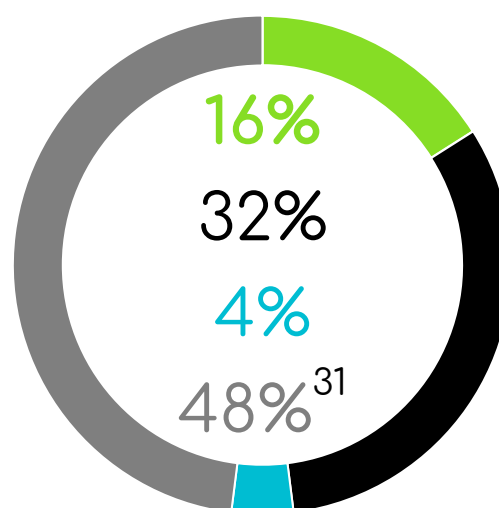
Q4 2021



● DAB ● IP ● DTV / other digital ● FM / AM

Netherlands

H1 2022



● DAB ● IP ● Other ● FM / Cable

²⁹ In Switzerland, 'IP' listening includes streaming, cable and IP-TV

³⁰ FM only: 11%

³¹ FM/Cable 48% (including digital cable)

EMERGING MARKETS

% POPULATION COVERAGE

EUROPE

Austria




Regular DAB+
83% coverage

Bulgaria



Public
consultation
in place

Croatia



Regular DAB+
90% coverage³²

Czech Rep.



Regular DAB+
95% coverage

Estonia



Trial DAB+
50% coverage

Greece



Regular DAB+
Athens,
Thessaloniki and
Patras

Montenegro




Trial DAB+
29% coverage

Poland



Regular DAB+
67% coverage³³

Serbia



Trial DAB+
78% coverage

Slovakia



Trial DAB+
46% coverage

Slovenia



Regular DAB+
85% coverage

Sweden



Regular DAB+
43% coverage³⁴

³² Coverage increased to 90.3% from 16 November 2021 when the regular service started.


³³ Population coverage of regular national multiplex, 7 regular local DAB+ multiplexes are also on air and provide additional coverage.

³⁴ Population coverage of the regular national DAB+ multiplex for NENT (commercial radio). A second regular commercial national DAB+ multiplex (Bauer Media) is reaching 40% of the population. A national DAB+ multiplex for public service (Swedish Radio) is reaching 41.8% of the population.

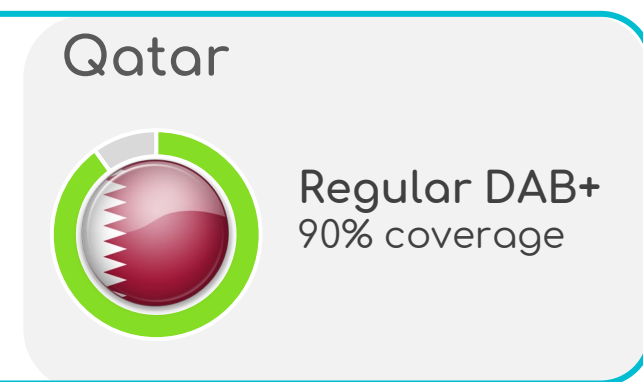
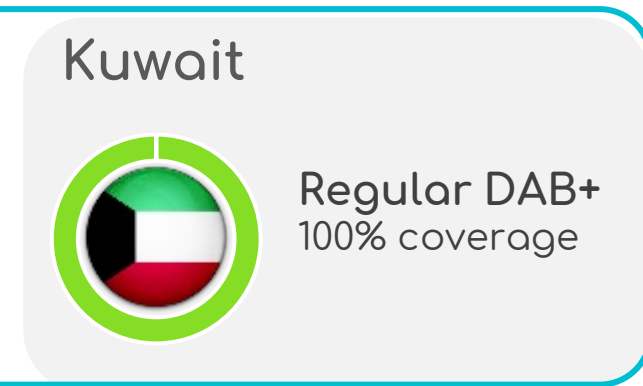

EMERGING MARKETS

% POPULATION COVERAGE


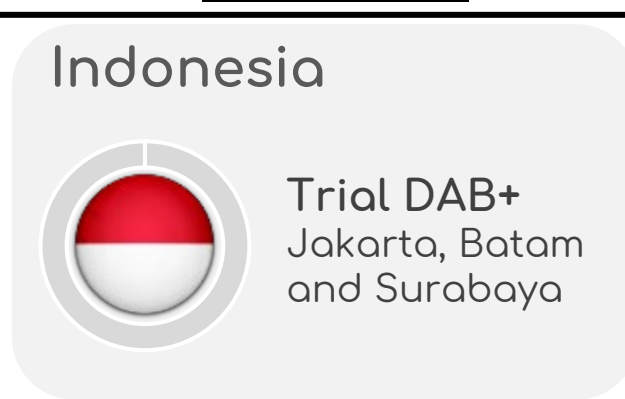

EUROPE



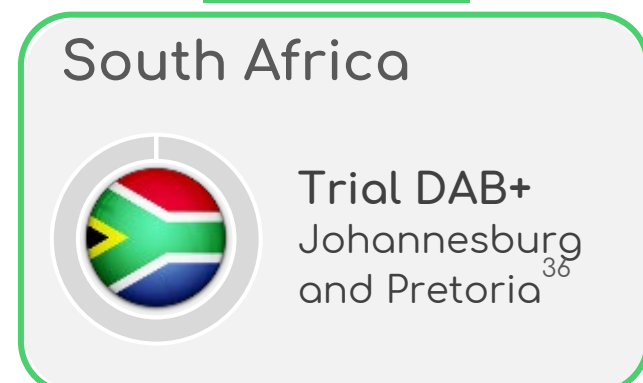
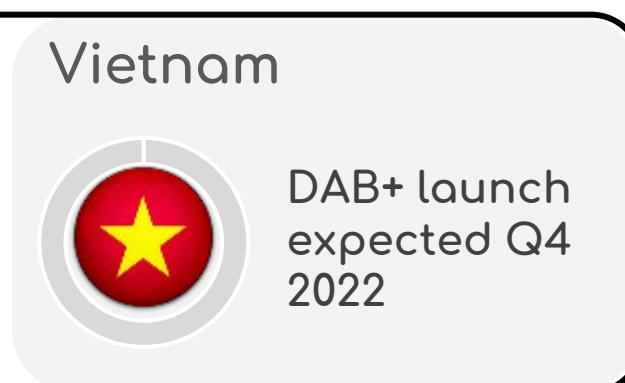

MENA



ASIA



AFRICA



36 Broadcast Regulator ICASA published on 23 April 2021 Digital Sound Broadcasting Regulations for DAB+ in South Africa.

ABOUT THIS INFOGRAPHIC

The data included in this infographic has been provided by WorldDAB members and partners including market research agencies, broadcasters, national digital radio bodies, national ministries and governmental bodies.

WorldDAB gathers the latest available data on DAB+ regarding receiver sales; new car sales; population coverage; household penetration; road coverage; national DAB+ stations; digital radio reach; listening numbers; emerging markets.

Updated and published twice a year, the WorldDAB infographic includes important data and figures on DAB+ for broadcasters, receiver and automotive manufacturers, as well as listeners.

For questions related to this infographic contact projectoffice@worlddab.org.

For a full list of sources attributable to each statistic visit the [WorldDAB website](https://www.worlddab.org).

